

# QDLASER

## QLD1061-6430-11

1064 nm DFB Laser Butterfly Package

C00088-02 August 2015



### 1. DESCRIPTION

The QLD1061-6430-11 is a 1064-nm distributed feedback (DFB) laser for use in seeder for fiber lasers and sensing applications. The laser is assembled into a 14-pin butterfly package with an optical isolator, a monitor PD and a thermo-electric cooler.

### 2. FEATURES

- Single longitudinal mode operation at 1064 nm
- Fiber-pigtailed 14-pin butterfly package with a TEC
- Optical isolator integration
- Polarization maintaining fiber integration
- CW/Pulse operation
- 250μm fiber coating diameter

### 3. APPLICATIONS

- Seeder for fiber lasers
- Sensing

### 4. ABSOLUTE MAXIMUM RATINGS

PARAMETER	SYMBOL	RATING	UNIT
Optical Output power (CW)	$P_f$	50	mW
LD Forward Current (CW)	$I_F$	250	mA
Peak Output power (Pulse 10 ns /1 MHz)	$P_{f\_pulse}$	150	mW
LD Peak Current (Pulse 10 ns /1 MHz)	$I_{F\_pulse}$	600	mA
LD Reverse Voltage	$V_{RLD}$	2	V
TEC Drive Current	$I_{TEC}$	2	A
TEC Drive Voltage	$V_{TEC}$	4.3	V
Operation Temperature	$T_c$	0 to 60	°C
Storage Temperature	$T_{stg}$	-40 to 85	°C
Lead Soldering Temperature (5 s)	$T_{sld}$	230	°C

# QDLASER

QLD1061-6430-11

C00088-02

## 5. OPTICAL AND ELECTRICAL CHARACTERISTICS

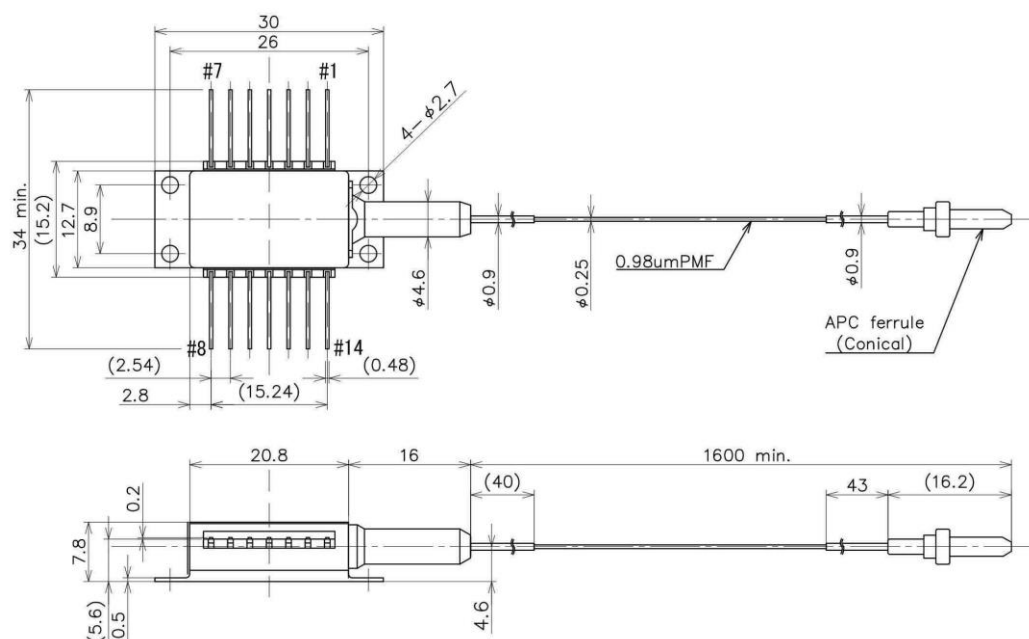
( $T_{LD} = 25^{\circ}\text{C}$ , unless otherwise specified)

PARAMETER	SYMBOL	TEST CONDITION	MIN	TYP	MAX	UNIT
Peak Wavelength	$\lambda_p$	CW, P <sub>f</sub> =30 mW	1059*	1064	1069*	nm
Temperature Coefficient of $\lambda_p$	d $\lambda_p$ /dT	CW	-	0.08	-	nm/K
Current Coefficient of $\lambda_p$	d $\lambda_p$ /dI	CW	-	0.008	-	nm/mA
Threshold Current	I <sub>th</sub>	CW	-	15	20	mA
CW Fiber Output Power	P <sub>f</sub>	CW	30	-	-	mW
Pulsed Peak Output Power	P <sub>f_peak</sub>	5 ns/100 kHz	-	100	-	mW
Operation Current	I <sub>op</sub>	CW, P <sub>f</sub> =30 mW	-	110	160	mA
Operation Voltage	V <sub>op</sub>	CW, P <sub>f</sub> =30 mW	-	1.5	1.8	V
Pulsed Peak Operation Current	I <sub>op_peak</sub>	P <sub>f_peak</sub> =100 mW		320	-	mA
Pulse Width	t <sub>pw</sub>	Pulsed	0.05**	-	100	ns
Duty Cycle	D.C.	Pulsed	-	-	2	%
Sidemode Suppression Ratio	SMSR	CW, P <sub>f</sub> =30 mW	30	50	-	dB
		Pulsed 4 ns /1 MHz / P <sub>f_peak</sub> =50 mW	30	40	-	dB
Polarization Extinction Ratio	PER	CW, P <sub>f</sub> =30 mW	15	20	-	dB
Monitor PD Current	I <sub>m</sub>	CW, P <sub>f</sub> =30 mW	50	200	800	μA
Thermistor Resistance	R <sub>th</sub>	T <sub>LD</sub> = 25°C, B=3900 K	9.5	10	10.5	kΩ

\*Peak wavelength tolerance of  $\pm 1$  nm is available as an option.

\*\*Pulse width of 0.05 ns could be achieved under gain switch operation.

## 6. OUTLINE DRAWING



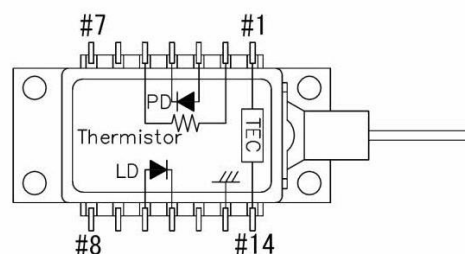
# QDLASER

QLD1061-6430-11

C00088-02

## 7. PIN CONFIGURATION

No.	Description	No.	Description
1	TEC (+)	8	NC
2	Thermistor	9	NC
3	PD Anode	10	Laser Anode
4	PD Cathode	11	Laser Cathode
5	Thermistor	12	NC
6	NC	13	Case Ground
7	NC	14	TEC (-)



## 8. NOTICE

### • Safety Information

This product is classified as Class 3B laser product, and complies with 21 CFR Part 1040.10.

Please do not take a look at laser lighting in operations since laser devices may cause troubles to human eyes.

Please do not eat, burn, break and make chemical process of the products since they contain GaAs material.

### • Handling products

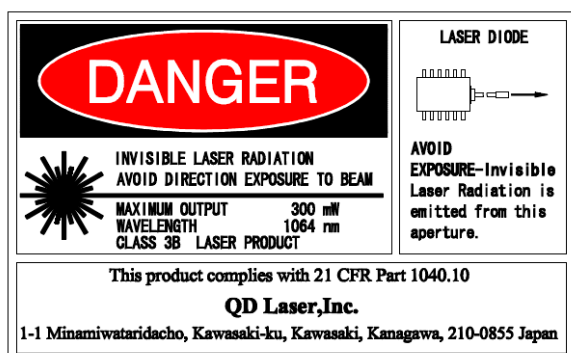
Semiconductor lasers are easily damaged by external stress such as excess temperature and ESD.

Please pay attention to handling products, and use within range of maximum ratings.

QD Laser takes no responsibility for any failure or unusual operation resulting from improper handling, or unusual physical or electrical stress.

### • RoHS

This product conforms to RoHS compliance related EU Directive 2011/65/EU.



QD Laser, Inc.

Contact : [info@qdlaser.com](mailto:info@qdlaser.com) <http://www.qdlaser.com>

Copyright 2012-2015 All Rights Reserved by QD Laser, Inc.

Keihin Bldg. 1F 1-1 Minamiwatarida-cho, Kawasaki-ku, Kawasaki, Kanagawa Zip 210-0855 Japan

All company or product names mentioned herein are trademarks or registered trademarks of their respective owners. Information provided in this data sheet is accurate at time of publication and is subject to change without advance notice.