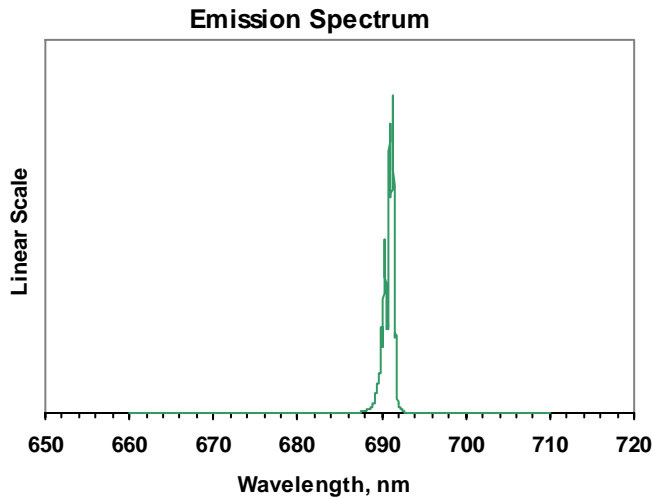
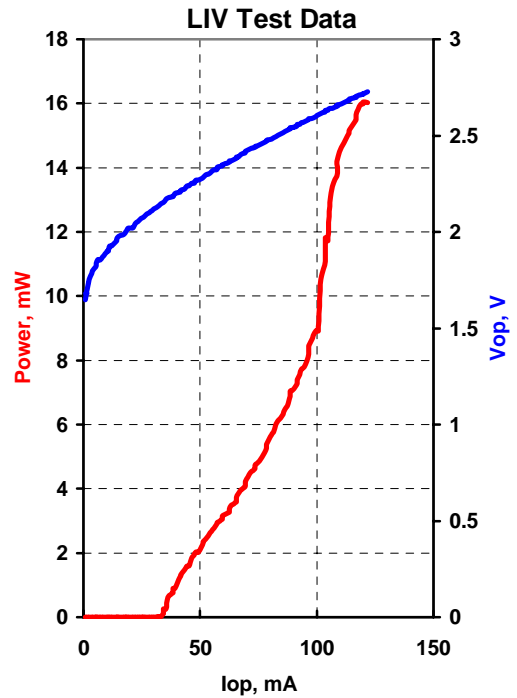




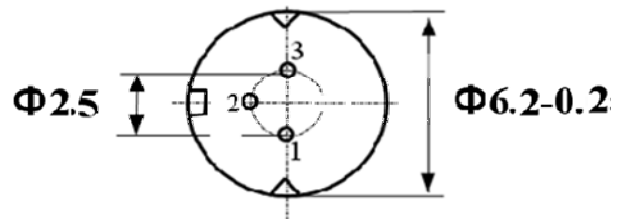
MODEL	QFLD-685-15SAX
PART NUMBER	SAMPLE

Parameter	Value	Units
Case Temperature	25	°C
Optical Output Power	15.1	mW
Threshold Current	35	mA
Operating Current	113	mA
Operating Voltage	2.65	V
Monitor Current	0.73	mA
Monitor Dark Current	0	nA
Center Wavelength	691	nm
Spectral Width	1.27	nm

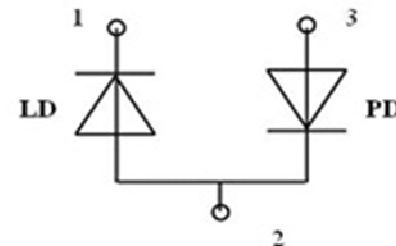


Fiber Type	SM600
NA	0.14
Connector	FC/PC

NOTE
 This type of laser diodes must be used with temperature controlled mount



Pin	Connection
1	LD Cathode
2	LD Anode, PD Cathode
3	PD Anode



Operator	
Date	

BOTTOM VIEW