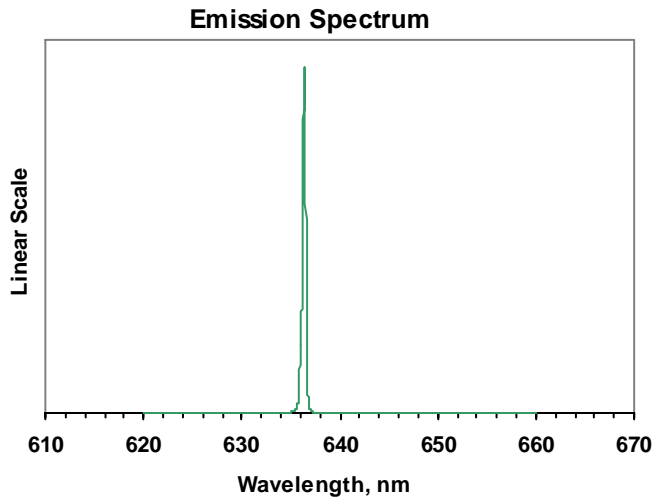
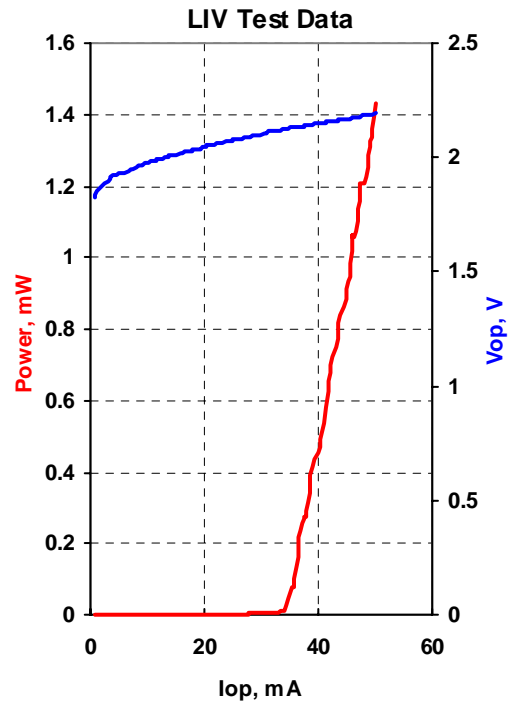




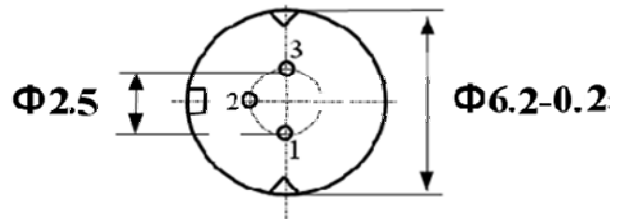
MODEL	QFLD-635-1SAX
PART NUMBER	SAMPLE

Parameter	Value	Units
Case Temperature	25	°C
Optical Output Power	1.1	mW
Threshold Current	34	mA
Operating Current	45	mA
Operating Voltage	2.17	V
Monitor Current	0.06	mA
Monitor Dark Current	0	nA
Center Wavelength	636.4	nm
Spectral Width	0.41	nm

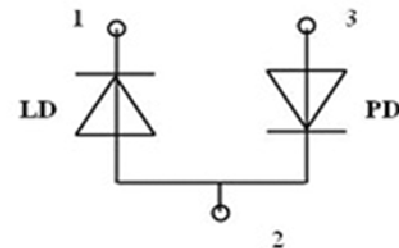


Fiber Type	SM600
NA	0.14
Connector	FC/PC

NOTE
 This type of laser diodes must be used with temperature controlled mount.



Pin	Connection
1	LD Cathode
2	LD Anode, PD Cathode
3	PD Anode



BOTTOM VIEW

Operator		
Date		