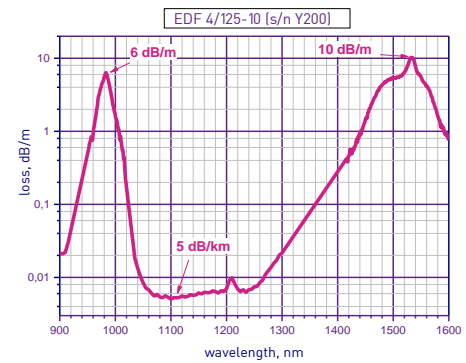


SPECIALTY FIBER ERBIUM DOPED FIBERS

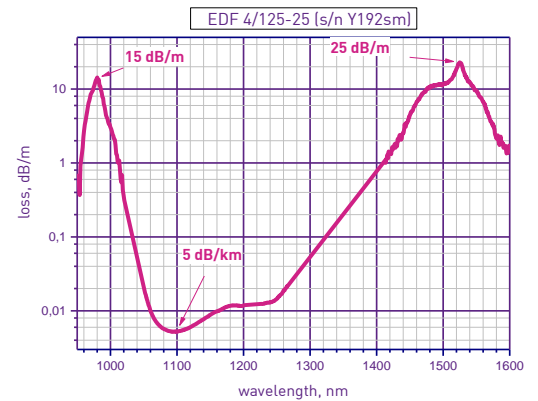
ARTICLE EDF 4/125-10

Erbium doped fiber EDF-4/125-10 is specially designed to achieve the highest efficiency of telecommunication amplifiers



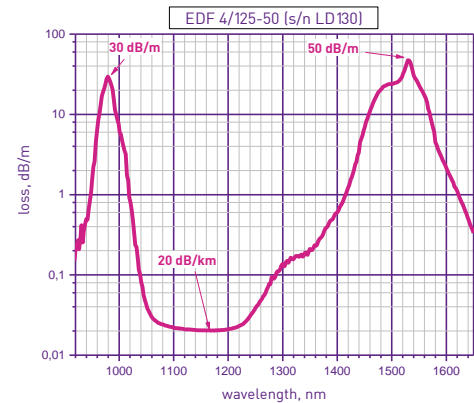
ARTICLE EDF 4/125-25

Erbium doped fiber EDF-4/125-25 is designed to minimize the amplifier length without pump-to-signal conversion efficiency degradation



ARTICLE EDF 4/125-50

Erbium doped fiber EDF-4/125-50 is designed for amplification of ultra-short pulses, when high efficiency, a short amplifier length and a high negative dispersion (-30..-50 ps/nm/km) are required



FIBER SPECIFICATIONS	EDF-4/125-10	EDF 4/125-25	EDF 4/125-50
Core diameter, μm	4 ± 0.5	4 ± 0.5	3.5 ± 0.5
Core NA	0.21 ± 0.03	0.24 ± 0.03	0.27 ± 0.03
Core absorption (980 nm), dB/m	6 ± 1	14 ± 2	30 ± 5
Core absorption (1532 nm), dB/m	10 ± 3	25 ± 5	50 ± 15
Background loss (1100 nm), dB/km	< 10	< 20	< 30
Clad diameter, μm	125 ± 1	125 ± 1	125 ± 1
Cutoff wavelength, μm	< 0.98	< 0.98	< 0.98
Mode field diameter, μm	$5.5 \div 7.5$	$5.5 \div 7.5$	~ 5.5
Dispersion @ 1550nm, ps/nm/km	-	-	- 36
Dispersion slope @ 1550nm, ps/nm ² /km	-	-	< 0.03

Other parameters are available on the request

