



Active Components Pump Laser Modules

Key Features

Up to 950mW Pop

Low Power Consumption

Extended operating temperature range
(-5 °C to +75 °C)

Fiber Bragg Grating (FBG) on PMF

High wavelength and power stability

RoHS compliant

Applications

High output power low noise EDFAs

Dense wavelength division multiplexing
EDFAs

CATV

1999CVB

980 nm Cooled Pump Laser Module 1050mW Kink-free with PM Fiber

The 1999CVB is a new generation of 980 nm terrestrial pump modules powered by an in-house chip technology fully qualified, ensuring an outstanding level of performance and reliability.

Low Profile, 14-pin butterfly modules are available with an operating power up to 950 mW.

They incorporate a thermoelectric cooler (TEC), a precision NTC thermistor and a back-facet monitoring photodiode.

The 1999CVB family has been designed to ensure high wavelength and power stability performance at low power.


For more Info

Please contact us at:
Europe & Asia: +33 169 805 750
North America: +1 514 748 4848, Ext 4374
customerservice@3spgroup.com
www.3sptechnologies.com

Kokyo

株式会社 光響

Email : info@symphotony.com
Web : <https://www.symphotony.com/>



ELECTRO-OPTICAL CHARACTERISTICS

The following parameters are specified BOL for a $T_{\text{submount}} = 25\text{ }^{\circ}\text{C}$, $T_{\text{case}} = -5\text{ }^{\circ}\text{C}$ to $75\text{ }^{\circ}\text{C}$, $V_{\text{BFM}} = -5\text{ V}$ and -50 dB max back-reflection unless otherwise stated.

Parameters	Conditions	Symbol	Min	Typ	Max	Unit
PUMP LASER						
Threshold current (1)		I_{th}	-		100	mA
Nominal operating power		P_{nom}	700	-	950	mW
Kink free power (2)		P_{kink}	$1.1 \times P_{\text{nom}}$	-	-	mW
Forward current (3)	$P_{\text{nom}} = 700\text{ mW}$	I_{nom}	-	-	1270	mA
	$P_{\text{nom}} = 750\text{ mW}$		-	-	1360	
	$P_{\text{nom}} = 800\text{ mW}$		-	-	1450	
	$P_{\text{nom}} = 850\text{ mW}$		-	-	1520	
	$P_{\text{nom}} = 900\text{ mW}$		-	-	1575	
	$P_{\text{nom}} = 950\text{ mW}$		-	-	1575	
Forward voltage	@ 950 mW	V_{nom}	-		2	V
Peak wavelength tolerance	@ $T_{\text{case}} = T_{\text{FBG}} = 25\text{ }^{\circ}\text{C}$ Power Range	$\Delta\lambda_p$	-	-	± 1	nm
Wavelength tuning vs temperature ($T_{\text{FBG}} = -5$ to $75\text{ }^{\circ}\text{C}$)	Power Range	$\Delta\lambda_p / \Delta T$	-	-	0.02	nm / $^{\circ}\text{C}$
Spectral width @ -3 dB	Power Range	$\Delta\lambda_{\text{FWHM}}$	-	-	1.0	nm
Power range			30		P_{nom}	mW
Power in band (4)	P_{nom}	P_{band}	90	-	-	%
Optical power stability	Peak to peak, 1 Hz-50 kHz, 60 sec, $30\text{ mW} \leq P < 50\text{ mW}$ $50\text{ mW} \leq P \leq P_{\text{nom}}$	ΔP	-		0.2 0.1	dB
Power consumption, EOL	$1.1 P_{\text{nom}} = 950\text{ mW}$		-	-	9	W
Polarization Extinction Ratio (5)	$T_{\text{case}} = 25\text{ }^{\circ}\text{C}$		13			dB
MONITOR DIODE						
Responsivity		I_{BFM} / P	0.5	-	10	$\mu\text{A} / \text{mW}$
Dark current	$V_r = 5\text{ V}$	$I_{\text{BFM_dark}}$	-	-	100	nA
THERMO-ELECTRICAL COOLER						
TEC voltage (EOL)	$T_{\text{case}} = 75\text{ }^{\circ}\text{C}$, $1.1 P_{\text{nom}} = 950\text{ mW}$	$V_{\text{TEC, EOL}}$	-	-	3.4	V
TEC current (EOL)		$I_{\text{TEC, EOL}}$	-	-	1.6	A
TEC Power consumption		$P_{\text{TEC, EOL}}$	-	-	5.45	W
THERMISTOR						
Resistance	$25\text{ }^{\circ}\text{C}$	R_{th}	9.5	-	10.5	$\text{k}\Omega$
Constant		β	3600	-	4200	K

(1) I_{th} is the intersection point with the x-axis of a linear fit of the $P(I)$ curve between 15 mW and 50 mW

(2) A kink is detected when the local slope dP/dI is below S_{min} or above S_{max} . S_{min} is defined as $0.5 \times S_{\text{avg}}$ and S_{max} is defined as $1.5 \times S_{\text{avg}}$

(3) EOL forward current $I(\text{EOL}) = 1.1 \times I(\text{BOL})$


(4) P_{band} is defined as the power within the band $\lambda_p \pm 1.5\text{ nm}$ vs the total output power

(5) The intensity noise is sensitive to varying stress (by mechanical and temperature effects) introduced to the PM fiber. Measurement is performed at $25\text{ }^{\circ}\text{C}$ case temperature

1999CVB

1050mW Kink-free,
FBG Stabilized,
980 nm Cooled
Pump Laser Module with
PMF pig-tail

3SPTechnologies
Source of Smart Solutions



3

ABSOLUTE MAXIMUM RATINGS

Exposing this device to stresses and conditions above those listed in this section could cause permanent damage and affect reliability. The device is not meant to operate outside the operational limits described in previous section at any length of time.

Parameter Conditions	Symbol	Min	Max	Unit
Storage temperature (2000 h)	T_{stg}	-40	85	°C
Operating temperature ($T_{submount} = 25\text{ °C}$)*	T_{op}	-20	75	°C
Lead soldering temperature (10 s maximum)		-	280	°C
Storage Relative Humidity (Non Condensing)		5	95	%
Operating Relative humidity		5	85	%
LD forward drive current (10 s maximum)	I_{f_max}	-	1800	mA
LD reverse voltage	V_{r_max}	-	2.0	V
LD reverse current	I_{rev}		10	μA
PD reverse voltage	V_{PD_max}	-	15	V
PD forward current	I_{PD_max}	-	10	mA
TEC voltage	$V_{TEC_C_max}$	-	4.2	V
TEC current	$I_{TEC_C_max}$	-	3.2	A
ESD** LD damage	V_{ESD-LD}	-	1000	V
ESD** MPD damage	$V_{ESD-MPD}$		500	V
Mounting torque		-	150	mN.m
Fiber bend radius		16	-	mm
Axial pull force (1x1 min)		-	5	N

* No cold start. TEC will be turned on first.



** Human Body model, C = 100 pF, R = 1.5 kΩ

FIBER PIGTAIL CHARACTERISTICS

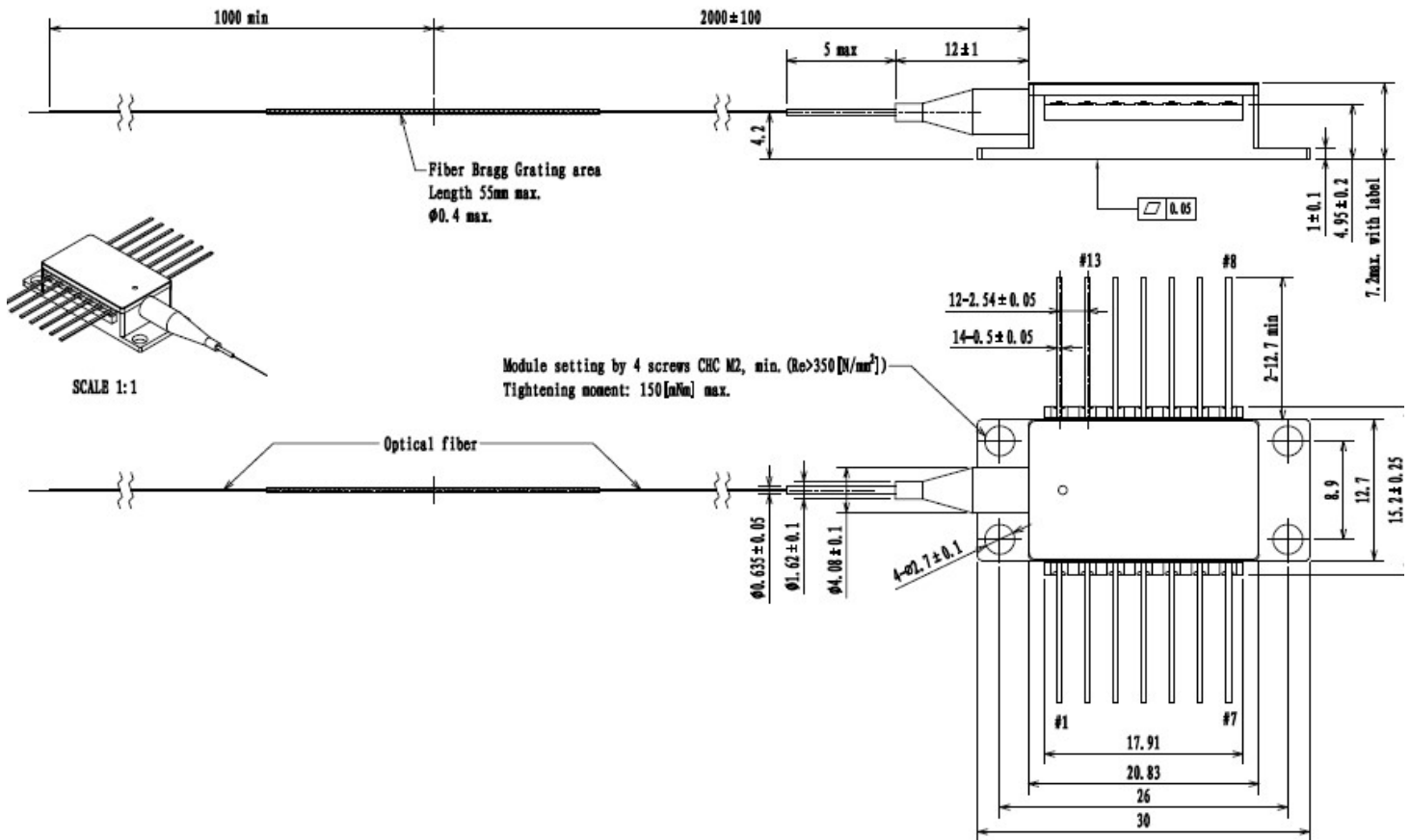
Parameter	Note	Min	Typ	Max	Unit
Fiber type		SM98-PS-U25D-H or equivalent			
Coating diameter	(except along grating)	230	250	270	μm
FBG recoat diameter		-	-	400	μm
FBG position	Module to center of FBG	-	2	-	m
Loose tube buffer diameter		885	-	915	μm
Fiber proof test level		200	-	-	kpsi
Grating proof test level		150	-	-	kpsi
Pigtail termination	Bare fiber				
Polarization State	Aligned parallel to the slow axis				

1999CVB

1050mW Kink-free,
FBG Stabilized,
980 nm Cooled
Pump Laser Module with
PMF pig-tail

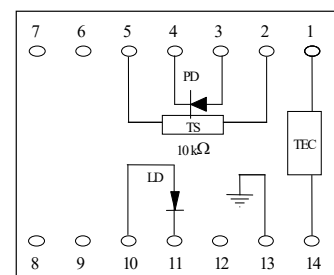


MECHANICAL DETAILS



PIN ASSIGNMENT

N°	Description	N°	Description
1	TEC (+)	8	No connect
2	Thermistor	9	No connect
3	Monitor PD Anode	10	Laser Anode (+)
4	Monitor PD Cathode	11	Laser Cathode (-)
5	Thermistor	12	No connect
6	No connect	13	Ground
7	No connect	14	TEC (-)




Totally floating pin-out

1999CVB

1050mW Kink-free,
FBG Stabilized,
980 nm Cooled
Pump Laser Module with
PMF pig-tail

3SPTechnologies
Source of Smart Solutions



5

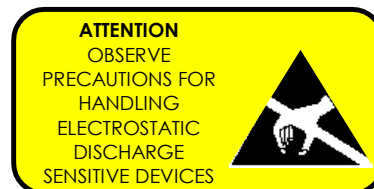
LASER SAFETY INFORMATION

This laser module emits invisible light. Take appropriate precautions to prevent undue exposure to naked eye when module is in operation. This product is classified Class 4 Laser Product according to IEC-60825-1.

HANDLING

This product is sensitive to electrostatic discharge and should not be handled except at a static free workstation. Take precautions to prevent ESD; use wrist straps, grounded work surfaces and recognized anti-static techniques when handling the pump laser module. Caution! Handle the module by its package only; never hold it by its pigtail.

Care should be taken to avoid supply transient currents and voltages. Drive voltage above the maximum specified in absolute maximum rating section may cause permanent damage to the device.



APPLICATION NOTE

In order to prevent any mishandling, misuse, neglect or accident, it is highly recommended to read and follow the instructions detailed in the application note:

http://www.3sptechnologies.com/data/File/3SP_AN_AC_Cooled-BTF-Pumps_R1407_RCLIMAAPN0000007_01.pdf

ORDERING INFORMATION



1999CVB PUMP PRODUCT FAMILY

PMF Pigtail	$\lambda_p= 974.0$ nm, T= 25 °C	$\lambda_p= 976.0$ nm T= 25 °C	$\lambda_p= 979.5$ nm T= 25 °C	$\lambda_p= 981$ nm T= 25 °C
Nominal Power	Part Number	Part Number	Part Number	Part Number
700mW	3CN01764GA	3CN01765GA	3CN01800GA	3CN01766GA
750mW	3CN01764GL	3CN01765GL	3CN01800GL	3CN01766GL
800mW	3CN01764HA	3CN01765HA	3CN01800HA	3CN01766HA
850 mW	3CN01764HL	3CN01765HL	3CN01800HL	3CN01766HL
900mW	3CN01764JA	3CN01765JA	3CN01800JA	3CN01766JA
950 mW	3CN01764JL	3CN01765JL	3CN01800JL	3CN01766JL

1999CVB

**1050mW Kink-free,
FBG Stabilized,
980 nm Cooled
Pump Laser Module with
PMF pig-tail**

3SP Technologies
Source of Smart Solutions



CONTACT INFORMATION

Please contact us at:

Europe & Asia: +33 169 805 750

North America: +1 514 748 4848, Ext 4374

customerservice@3spgroup.com

www.3sptechologies.com

IMPORTANT NOTICE

Information in this document is typical and must be specifically confirmed in writing by your supplier before it becomes applicable to any order or contract.

Information is subject to change without notice.

©2019 3SP Technologies S.A.S.

