

SM 880nm Fiber Coupled Diode Laser System

Wavespectrum Laser, Inc.

Features:

- 880nm
- PM Fiber
- High Power Stability
- High Temperature Stability
- Built-in TEC Cooling
- Output Power adjustable
- CW/TTL Mode optional
- Easy to use



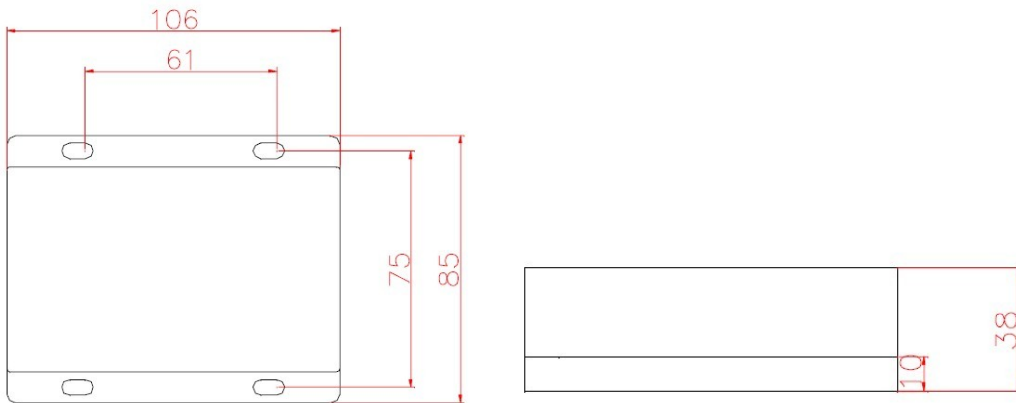
Specifications

WSLS-880-002m-PM

	Min	Type	Max
Center Wavelength@25℃	870nm	880nm	890nm
Output Power adjustment range	0~2mW		
Fiber Core	PM fiber		
Long Term Power Stability	----	1%	3%
Temperature Stability	----	0.01℃	----
Noise (p-p) (10Hz to 20MHz)	----	2%	----
RMS Noise (10Hz to 20MHz)	----	0.2%	----
Fiber Connector	FC/ST/SMA905		
Fiber Length	----	80cm	100cm
DC Power Supply	5V±0.1V, Ripple<25mVp-p, < 2A		
TTL modulation	Optional		
Operating Temperature	0~+50℃		
Cooling	TEC Cooling		
Protection	(1)Reverse polarity and transient/ESD, (2)over temperature and LED pre-failure indicator, (3)interlock		


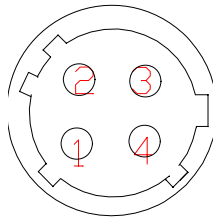


Dimension (Unit: mm)



Interface 4Din connector pin out

- 1 NC
- 2 Input 5VDC
- 3 Input GND
- 4 NC



Laser Safety

High powered laser module emit radiation in the visible and infrared region of the spectrum. When in use, safety pre-precautions should be taken, to avoid possibility of eye damage. if any part of the body is exposed to the beam. The eye is extremely sensitive to the infrared radiation and therefore, proper eyewear must be worn at all times.

