Kokyo
株式会社光響
住所：京都市下京区烏丸通四条下ル水銀屋町637番地　第5長谷ビル2階
Email ：info@symphotony.com　TEL ：070 - 6582 - 2430
Web：http://www.symphotony.com/　FAX：075 - 320 - 1604

Singlemode Tree and Star Couplers

DK Photonics' 1×N and M×N coupler modules are cascaded with the single mode couplers. These modules are widely used for FTTH, LAN, and CATV optical networks.

The products are Telcordia GR-1221/1209-CORE qualified, and RoHS compliant.



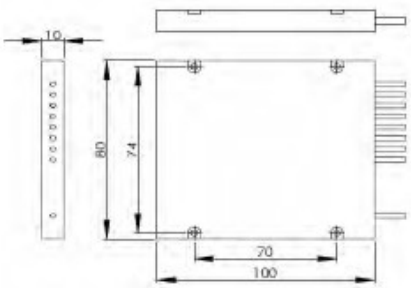

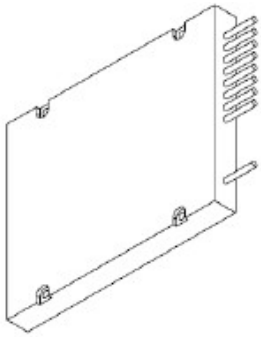

Features

- Low excess loss
- Uniform power splitting
- Rugged package
- Excellent environmental & mechanical stability

Applications

- Long-haul telecommunications
- Digital, hybrid and AM-Video systems
- CATV systems
- High speed local area networks

Performance Specifications

Parameter	Specification
Directivity (dB)	> 55
Operating Temperature (°C)	-20 ~ +70(-40 ~ +85 available upon request)
Storage Temperature (°C)	-40 ~ +85
Fiber Type	Corning singlemode SMF-28, DS fiber or flex-core
Fiber Pigtail Length (m)	1m or custom on request
Port Configuration	1x4 to 32x32

Singlemode Standard Tree/Star Couplers				
Configuration Type	1x 4(4x4)	1x8 (8x8)	1x16 (16x16)	1x32 (32x32)
Maximum insertion loss (dB)	6.8	10.2	13.6	17.5
Uniformity (Max.) (dB)	0.7	1.0	1.2	1.4
Polarization Dependant Loss (Max.) (dB)	0.15	0.20	0.25	0.30
Operating Wavelength (nm)	850, 980, 1310, 1550, 1585, or custom wavelength			
Package Dimension	D	D	E	E

Kokyo
株式会社光響
住所：京都市下京区烏丸通四条下ル水銀屋町637番地　第5長谷ビル2階
Email ：info@symphotony.com　TEL ：070 - 6582 - 2430
Web：http://www.symphotony.com/　FAX：075 - 320 - 1604

Singlemode Single Window Wideband Tree/Star Couplers				
Configuration Type	1x4 (4x4)	1x8 (8x8)	1x16 (16x16)	1x32 (32x32)
Maximum Insertion loss (dB)	6.8	10.2	13.6	17.5
Uniformity (Max.) (dB)	0.8	1.2	1.6	2.0
Polarization Dependant Loss (Max.) (dB)	0.15	0.20	0.25	0.30
Operating Wavelength (nm)	1310 ±40, 1550 ±40, 1585±40, or custom wavelength			
Package Dimension	D	D	E	E

Singlemode Dual Window Tree/Star Couplers				
Configuration Type	1x4 (4x4)	1x8 (8x8)	1x16 (16x16)	1x32 (32x32)
Maximum Insertion Loss (dB)	7.6 (7.2)**	11.5 (10.8)**	15.5 (14.5)**	19.5 (18.5)**
Uniformity (Max.) (dB)	1.6 (1.4)**	2.5 (2.1)**	3.4(2.8)**	4.1 (3.5)**
Polarization Dependant Loss (Max.) (dB)	0.15	0.20	0.30	0.50
Operating Wavelength (nm)	1310/1530 ± 40, (**1310/1550 ± 20), or custom wavelength			
Package Dimension	D	D	E	E

* The Spec is for 1xN Coupler only.
Note: All values referenced are without connector.
Other specifications can be made on customer request.

Package Information

Package Type	D	E
Fiber Diameter	900μm/2mm/3mm loose tube	900μm/2mm/3mm loose tube
Dimensions (mm)	100×80×10.5	120×80×18

Order information

FBT-X-①-②②-③③-④④④④-⑤-⑥-⑦⑦-⑧⑧-⑨⑨

X	①	②②	③③	④④④④	⑤	⑥	⑦⑦	⑧⑧	⑨⑨
Type	Grade	Wavelength	Coupling Ratio (dB)	Port	Package	Fiber Type	Fiber Diame-ter	Fiber Length	Connector
S:S SC W:W BC D:D WC	P: P Grade A:A Grade	13:1310nm 15:550nm 16:1585nm 35:1310/1550nm 36:1310/1585nm	AV:Tree Coupler XX: Others	0103:1x3 0303:3x3 0104:1x4 0116:1x16 1616:16x16	D:Package D E:Package E	0:SMF-28 X:Others	90:900um 20:2.0mm 30:3.0mm XX: Others	05:0.5m 10:1.0m 15:1.5m XX:Others	00:None FP: FC/PC FA: FC/APC SP: SC/PC SA: SC/APC LP: LC/PC LA: LC/APC ST: ST/PC XX: Others